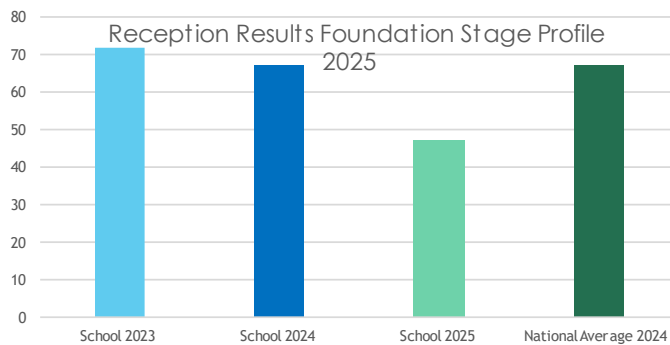




Whole School Data Information 2024/2025

Data Headlines for 2025



Children are defined as having reached a Good Level of Development (GLD) at the end of the EYFS if they have achieved the expected level for the ELGs in the prime areas of learning (which are; communication and language; personal, social and emotional development and physical development) and the specific areas of mathematics and literacy.

GLD 2023: 72%

GLD 2024: 67% (in line with 2023 national outcomes)

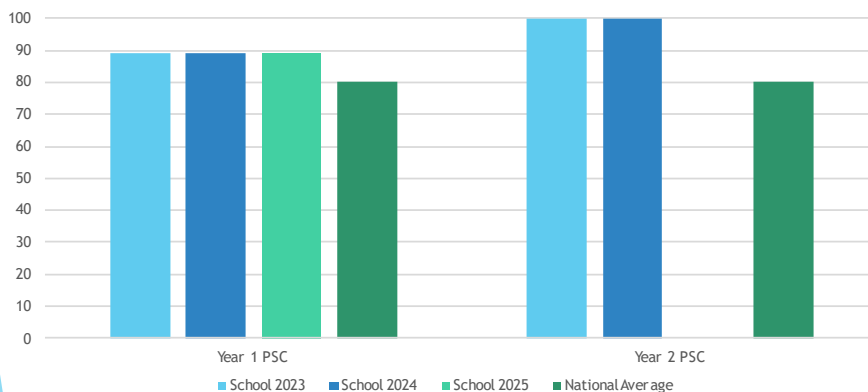
GLD 2025: 9/19 = 47% (NA 67% 2024)

6/19 = 32% pupils are emerging for communication and language.

8/19 = 42% pupils emerging for writing.

Data Headlines for 2025

Phonics Screening Check 2025



The 2025 phonics screening check threshold mark is 32.

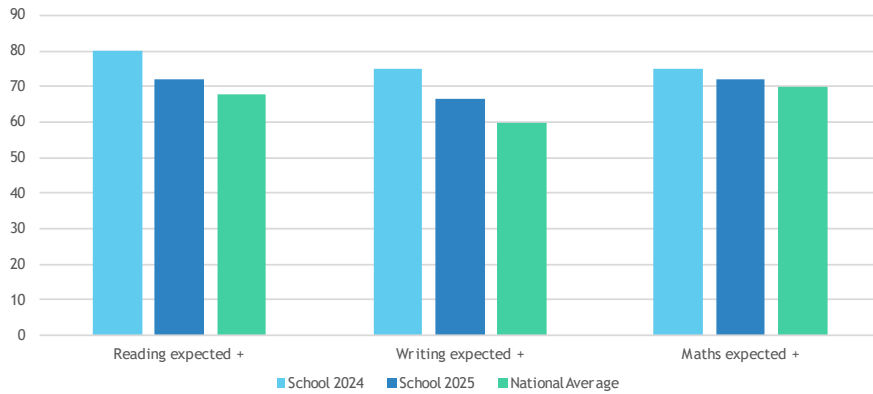
Year 1 PSC 2023 – 89% Year 2 2023 – 100% NA: 80% (2024)

Year 1 PSC 2024 – 89% Year 2 2024 – 100%

Year 1 PSC 2025 – 89% Year 2 2025 – 0% (1 pupil)

Data Headlines for 2025

KS1 Attainment 2025



2024 Expected + GD 2025 Expected + GD

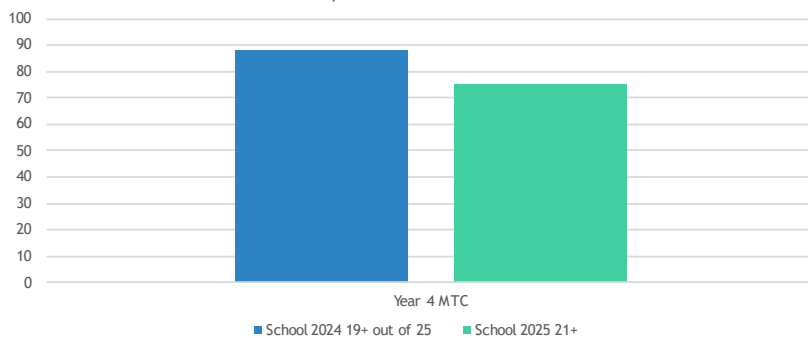
R: 80% R: 30% R: 72.2% 16.7%

W: 75% W: 15% W: 66.7% 16.7%

M: 75% M: 15% M: 72.2% 16.7%

Data Headlines for 2025

Year 4 Multiplication Tables Check 2025



In 2024 15/17 pupils scored 19+ out of a total of 25 = 88%.

In 2022 the mean average score was 19.8

In 2025 15/20 pupils scored 21+ out of 25 = 75%

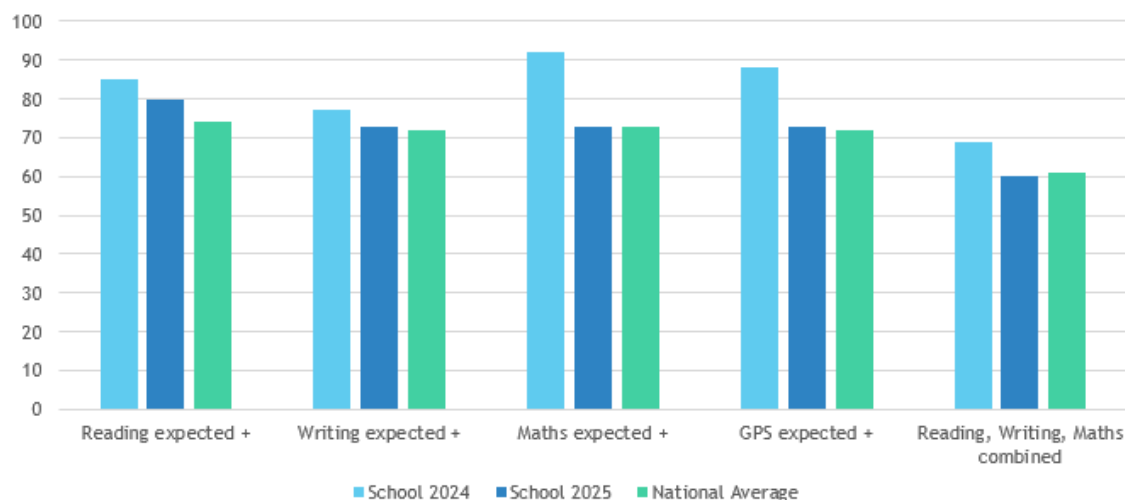
In 2024 the mean average score was 20.6

1 child narrowly missed by scoring 20 and 2 children scored 19.

10/20 = 50% of pupils achieved a score of 25 in the check which is above the national average (34%)

Data Headlines for 2025

KS2 Attainment 2025



2024

R: 85%
W: 77%
M: 92%
R, W, M combined: 69%
GPS: 88%
GD: 35%
GD: 31%
GD: 31%
GD: 4%
GD: 23%

2025

R: 80% (74%)
W: 73% (72%)
M: 73% (73%)
R, W, M combined: 60% (61%)
GPS: 73% (72%)
GD: 40% (29%)
GD: 0
GD: 27% (28%)
GD: 33% (31%)

	2023	2024	2025	3 Year Average	NA
Reading	100	85	80	88.3	74
Writing	90	77	73	80	72
Maths	100	92	73	88.3	73
GPS	100	88	73	87	72
R, W, M combined	90	69	60	73	61

Three Year Average

The three-year average remains well above the national average. Evaluation highlights that there is continued high performance in pupil outcomes at the end of year 6 and that these have remained strong over time since 2023. This adds further to the assurances on which curriculum redesign and reviews have delivered in continuing to secure excellent outcomes for our pupils.