



STANLEY CROOK PRIMARY SCHOOL

To try our best, to tell the truth, to look after each other and our community

Issue No. 8— 30th September 2025

October Diary Dates

7/10/25	Team Cherry - Kurling and Boccia Festival
14/10/25	Parent Cyber Safety Drop in
15/10/25	Halloween Disco
20/10/25	Pupil Flu Immunisations
21&22/10/25	Parent Consultations
22/10/25	Liz Million Author Visit
24/10/25	Soundar Nerf Team Challenge
24/10/25	School closes for half term
3/11/25	School reopens for children

Website

For the most up-to-date dates, don't forget to keep checking our website:-

<https://www.stanleycrook.durham.sch.uk>

Cross Country Festival

Well done to our Y4, 5 and 6 runners who represented the school brilliantly at this week's Cross Country Festival.

A special congratulations to **Lucy**, who came **1st** in her race—an incredible achievement! Also, a special mention to: **Dulcie** – 5th, **Esme** – 6th, **Darcey** – 11th and **Milo** – 16th and to everyone else who showed resilience, determination and great sporting values.



Rocksteady Music Visit

This month, we welcomed Rocksteady Music into school for a brilliant live performance and workshop.

Children had the chance to see a band in action, learn about different instruments and even take part themselves. The energy was fantastic, and it was great to see so many pupils inspired by the music.



One pupil said, "That was amazing—we got to play real instruments and feel like a band!"

A big thank you to Rocksteady for bringing the joy of live performance into our school!





Chartwell Visit

Children have really enjoyed taking part in Chartwell's recent food workshops, learning about healthy choices and getting hands-on with making their own energy-boosting snacks.



Welcome to our new Reception children

A big welcome to our new Reception children, who have made a fantastic start to their school journey. It's been lovely to see them settling in so confidently—exploring their classroom, making new friends and joining in with school life with enthusiasm. We're so proud of how quickly they've settled and look forward to all the learning and fun ahead!



BEST ATTENDANCE— Team **Cherry** had the best attendance in September at **99%**

Mini Police



Year 5 have successfully completed the Mini Police programme, run in partnership with Durham Police and the



Police and Crime Commissioner's Challenge. Over the past few weeks, pupils have taken part in workshops and activities focused on community safety, teamwork and citizenship. From learning about local policing to exploring how they can make a positive impact in their community, the children showed great enthusiasm and maturity throughout.







A message from Y6

Hi everyone,

Over the next couple of weeks, we'll be running bracelet and keyring making sessions to raise money for our end-of-year celebrations. We've got lots of designs to choose from—including Halloween-themed bracelets—and we'd love your support! If your child would like to join a session, please send in an envelope with their name and £1.50 to book a place. Thanks for helping us reach our goal! — Year 6

Meet our new School Councillors



After a week of writing manifestos, delivering speeches and taking part in class votes, we're pleased to announce our new school councillors! Pupils across the school showed great enthusiasm and maturity throughout the process—sharing ideas, listening to each other and making thoughtful choices. Congratulations to all those elected, and well done to everyone who took part. We're excited to see the positive impact our new councillors will have this year and they're already looking forward to their first meeting.

Back to School Carnival

A huge thank you to everyone who came along and supported our Back to School Carnival—we're thrilled to share that in the end it raised **£619.44** for school funds!

From the bouncy castle and stalls to visits from the police and fire engine, there was plenty to enjoy. A rather large Labubu made a surprise appearance, and the performing dog stole the show with its impressive tricks! We're especially grateful to the **PTFA** for organising such a fantastic event, and to all the volunteers who helped make it happen. What a brilliant way to start the school year!



Save the date: Christmas Events

Our Christmas performances are just around the corner! Please make a note of the dates:

- **Teams Cowell, Soundar and Morpurgo** – Monday 8th & Tuesday 9th December
- **Teams Donaldson and Cherry** – Wednesday 10th & Thursday 11th December


We're also looking forward to our **Christmas Fair** on Thursday 18th December—a festive afternoon of fun, stalls and seasonal cheer!

More details to follow soon.

Online Safety

Safeguarding children is everyone's responsibility and with an ever-increasing use of technology children are exposed to external influences. This month's attachment is related to **'YOUTUBE'**

Keep your child safe on YouTube



What's the problem?

Videos that look like they're child-friendly can include violent or disturbing content, and it's difficult for YouTube to catch all of these videos before children see them

Inappropriate videos may be suggested videos, or appear in search results

Adults may use YouTube to contact children and 'groom' them into sharing explicit pictures or videos of themselves

Children might see videos with extremist content

Children can share personal information, e.g. the street they live on or their school, which could put them in danger

5 steps to take

1. Turn on 'restricted mode' to help hide videos that may have inappropriate content

On the **website**:

- Click on the icon in the top-right corner that represents your YouTube account
- At the bottom, click 'Restricted Mode'
- In the top-right box that appears, click 'Activate restricted mode' to turn on

In the **iPhone** and **iPad app**:

- In the top right, tap your profile picture
- Tap 'Settings' > 'General'
- Turn 'Restricted Mode' on or off

In the **Android app**:

- In the top right, tap your profile picture
- Tap 'Settings' > 'General'
- Turn 'Restricted mode' on or off

2. Keep autoplay turned off and manage recommendations

Autoplay is turned off by default for users aged 13 to 17.

To check autoplay is off, check the 'Autoplay' toggle in a video page and make sure it's toggled to off. Depending on your device, this may show in the top right of the screen, or below the video.

You can also use the 'Don't recommend channel' option to remove channels from your recommendations. To do this:

- Click the 3 dots next to a video's title
- Select 'Don't recommend channel'

3. Tell your child not to share any personal information in videos or comments

This is anything that could identify them or give away their location, like the name of the street they live on, their school name or their school uniform.

4. Check for comments on videos your child uploads

YouTube disables comments on videos of children, but videos can be missed – so do still regularly check for comments made on any videos your child shares.

Look out for comments asking for more specific videos or personal information.

5. Flag inappropriate videos and comments to YouTube

Use the 'flagging feature' to prompt YouTube staff to check content and decide whether to block or restrict it in line with its community guidelines:

- On the page with the video, tap the 3 dots ('more') icon next to a video or comment
- Select 'Report' (this is a flag icon in Android and iPhone and iPad apps)
- Select the reason for flagging, and provide any extra details you think will help YouTube staff

On iPhone/iPad, you can use Screen Time settings to disable in-app purchases by [following the instructions here](https://support.apple.com/en-gb/102470). <https://support.apple.com/en-gb/102470>

You can also restrict spending on your child's device with [Family Sharing](https://support.apple.com/en-gb/108380).

<https://support.apple.com/en-gb/108380>

On Android devices, you can enable purchase verification for any spending through Google Play. You can find further [instructions on this process](https://support.google.com/googleplay/answer/1626831) on the Google Play help page.

<https://support.google.com/googleplay/answer/1626831>

For children under 13 you can use the parental controls available through the Family Link app. You can find guidance on [how to set up Family Link](https://support.google.com/families/answer/7101025) here.

<https://support.google.com/families/answer/7101025>

Keep an eye on your bank statements to check your child isn't getting round the controls.

6. Check settings on interactions like duets, stitching, direct messages and comments

Duets are where users reply to one person's video with another and then share it. The videos appear together, side by side. Users can also respond by 'stitching', where the original video is reposted and the response plays afterwards. This feature isn't available for users under 16 and set to friends only by default for users aged 16 and over.

Your child can also change settings for comments on their videos via the Privacy section, and for users aged 16 and over, change settings for who can send them direct messages, duet and stitch with them, and download their videos.

If you have Family Pairing set up, you can do this through the Family Pairing settings.

7. Make sure your child knows how to report content and users

Filters aren't perfect, so make sure your child knows how to report harmful or upsetting content or users. Make sure you both know the rules too – TikTok bans nudity, sexually suggestive or explicit content, bullying, graphic content, misinformation, gambling, pro-anorexia content, dangerous activities and challenges and hate speech.

You can keep your child safe by showing them how to report or block unwanted or harmful content:

- > To report an account, [follow the instructions here](https://support.tiktok.com/en/safety-hc/report-a-problem/report-a-user) from the TikTok Help Centre.
<https://support.tiktok.com/en/safety-hc/report-a-problem/report-a-user>
- > To report a video, comment, series, LIVE or other problem: [follow the instructions](https://support.tiktok.com/en/safety-hc/report-a-problem/) from TikTok Help Centre:
<https://support.tiktok.com/en/safety-hc/report-a-problem/>
- > To delete a follower, [follow the instructions here](https://support.tiktok.com/en/using-tiktok/followers-and-following/removing-followers) from the TikTok Help Centre
<https://support.tiktok.com/en/using-tiktok/followers-and-following/removing-followers>
- > To block users altogether, [follow the instructions here](https://support.tiktok.com/en/using-tiktok/followers-and-following/blocking-the-users) from the TikTok Help Centre
<https://support.tiktok.com/en/using-tiktok/followers-and-following/blocking-the-users>
- > To delete, mute, or filter messages, or block users from sending direct messages: [follow the instructions provided](https://support.tiktok.com/en/account-and-privacy/account-privacy-settings/direct-message) by the TikTok Help Centre
<https://support.tiktok.com/en/account-and-privacy/account-privacy-settings/direct-message>

Sources

This factsheet was produced by [The Key Safeguarding](https://thekeysupport.com/safeguarding):
thekeysupport.com/safeguarding

- > [TikTok app safety – What parents need to know](https://www.internetmatters.org/hub/esafety-news/tik-tok-app-safety-what-parents-need-to-know/), Internet Matters
<https://www.internetmatters.org/hub/esafety-news/tik-tok-app-safety-what-parents-need-to-know/>
- > [Is TikTok Safe for Kids?](https://www.parents.com/kids/safety/internet/is-tiktok-safe-for-kids/), Parents
<https://www.parents.com/kids/safety/internet/is-tiktok-safe-for-kids/>
- > [Heads warn parents not to back pupil protests spreading via TikTok](https://www.theguardian.com/education/2023/mar/05/heads-uk-parents-pupil-protests-tiktok-stampedes-teachers-social-media), The Guardian, 5 March 2023
<https://www.theguardian.com/education/2023/mar/05/heads-uk-parents-pupil-protests-tiktok-stampedes-teachers-social-media>
- > [TikTok bans under-16s from private messaging](https://www.bbc.co.uk/news/technology-52310529), BBC News, 16 April 2020
<https://www.bbc.co.uk/news/technology-52310529>
- > [TikTok is filled with pro-eating disorder content, despite its own rules](https://www.buzzfeed.com/cameronwilson/tiktok-eating-disorder-videos-algorithm-for-you-page), BuzzFeed
<https://www.buzzfeed.com/cameronwilson/tiktok-eating-disorder-videos-algorithm-for-you-page>
- > [Is TikTok safe for children?](https://www.nspcc.org.uk/keeping-children-safe/online-safety/online-safety-blog/child-safe-settings-tiktok/), NSPCC
<https://www.nspcc.org.uk/keeping-children-safe/online-safety/online-safety-blog/child-safe-settings-tiktok/>
- > [Curating your following](https://newsroom.tiktok.com/en-us/curating-your-following), [Help Centre](https://support.tiktok.com/en/), [Safety on TikTok](https://support.tiktok.com/en/safety-hc/account-and-user-safety/), [Guardian's Guide](https://www.tiktok.com/safety/en/guardians-guide/), TikTok
<https://newsroom.tiktok.com/en-us/curating-your-following> and
<https://support.tiktok.com/en/>
<https://support.tiktok.com/en/safety-hc/account-and-user-safety/>
<https://www.tiktok.com/safety/en/guardians-guide/>
- > [Prevent in-app purchases from the App Store](https://support.apple.com/en-gb/HT204396), Apple
<https://support.apple.com/en-gb/HT204396>
- > [Require a password or authentication for purchases](https://support.google.com/googleplay/answer/1626831?hl=en), Google Play Help
<https://support.google.com/googleplay/answer/1626831?hl=en>